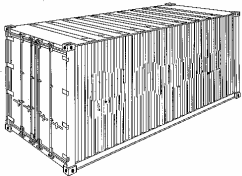



OCEAN FREIGHT CONTAINER SPECIFICATION SHEET



20' Dry Van Container

Interior Dimensions		Door Opening	Tare Weight	Cubic Capacity	Max. Payload
Length:	5,897 meters	2,337 meters	2,290 kgs	33,00 m ³	21,710 kgs
Width:	2,348 meters	2,272 meters	4,189 lbs	1,165 cft	48,721 lbs
Height:	2,385 meters				



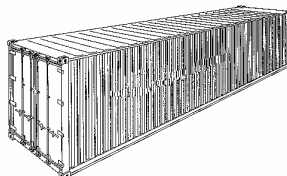
20' Flat Rack Container

Interior Dimensions			Tare Weight	Cubic Capacity	Max. Payload
Length:	5,958 meters		2,330 kgs	25,0m ³	27,710 kgs
Width:	2,236 meters		5,137 lbs		47,773 lbs
Height:	2,077 meters				



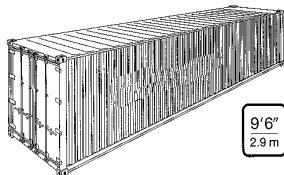
20' Open Top Container

Interior Dimensions		Door Opening	Tare Weight	Cubic Capacity	Max. Payload
Length:	5,898 meters	2,338 meters	2,450 kgs	32,60 m ³	21,550 kgs
Width:	2,346 meters	2,244 meters	4,793 lbs	1,116 cft	48,117 lbs
Height:	2,354 meters				



40' Dry Container

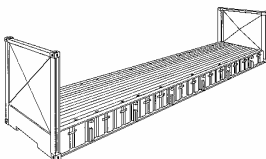
Interior Dimensions		Door Opening	Tare Weight	Cubic Capacity	Max. Payload
Length:	12,031 meters	2,337 meters	3,770 kgs	67,40 m ³	26,710 kgs
Width:	2,348 meters	2,272 meters	6,789 lbs	2,377 cft	60,401 lbs
Height:	2,385 meters				



40' High Cube Dry Container

Interior Dimensions		Door Opening	Tare Weight	Cubic Capacity	Max. Payload
Length:	12,031 meters	2,337 meters	3,990 kgs	76,00 m ³	26,490 kgs
Width:	2,348 meters	2,577 meters	6,393 lbs	2,684 cft	65,256 lbs
Height:	2,690 meters				

9'6"
2.9 m



40' Flat Rack Container

Interior Dimensions			Tare Weight	Cubic Capacity	Max. Payload
Length:	11,986 meters		5,980 kg	52.7 m ³	39,020 kgs
Width:	2,236 meters		11,596 lbs		55,600 lbs
Height:	1,968 meters				



40' Open Top Container

Interior Dimensions		Door Opening	Tare Weight	Cubic Capacity	Max. Payload
Length:	12,022 meters	2,337 meters	4,020 kgs	66,40 m ³	26,460 kgs
Width:	2,346 meters	2,244 meters	9,480 lbs	2,260 cft	57,720 lbs
Height:	2,381 meters				

Payload details are subject to prevailing over the road weight limitations applicable in the individual countries and states. Payloads vary – check container opening.
 Dimensions may vary.